



ZG18TE

ZERO-GAP IN-LINE HYDRAULIC FLANGE SPREADER

SPREADING FORCE = 18 T (180 kN) per tool

It is recommended that tools are used in pairs giving
2 x 18 = 36 T (360 kN)

SPREADING DISTANCE = 0-100mm (0-3.94")

TOOL WEIGHT = 14 kg (30.8 lbs)

KIT COMPONENTS

- 1 x ZG18TE Tool
 - 1 x Spreading Plug
 - 1 x 10,000 psi (700 bar) HP350S Sealed Hand Pump with Gauge
 - 1 x 10,000 psi (700 bar) Hydraulic Hose, 2 m (78.75")
 - 1 x 300 mm (11.81") Vernier Calliper
 - 1 x 12.5mm (0.49") Spacer
 - 1 x 5 mm Allen Key
 - 1 x 50mm (1.97") Spacer
 - 1 x Safety Block
 - 2 x M60 Collet
 - 2 x M64 (2 1/2") Collet
 - 2 x M70 (2 3/4") Collet
 - 1 x Instruction Manual
 - 1 x Robust Carry Case with Protective Foam Inserts
- Kit Part No: 666666-01

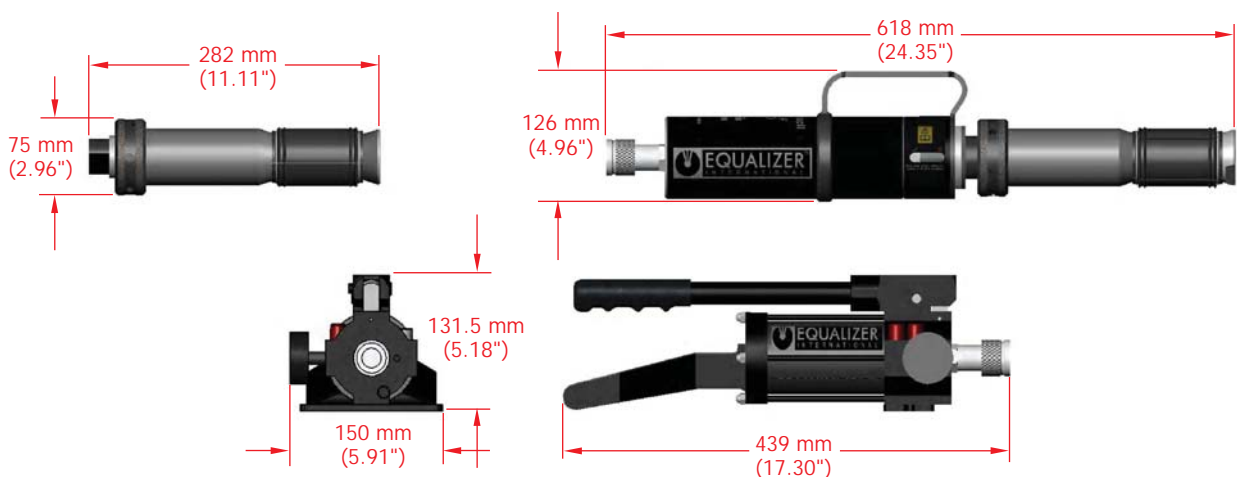


WEIGHTS AND DIMENSIONS

TOOL WEIGHT = 14 kg (30.8 lbs)

GROSS KIT WEIGHT = 45 kg (99 lbs)

Carry Case Dimensions: 820 x 520 x 600 mm (32.31" x 20.49" x 23.64")



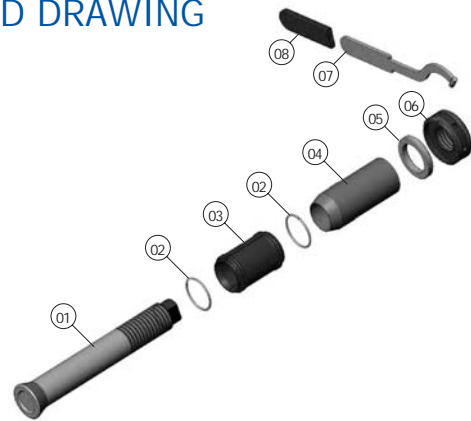
RANGE OF APPLICATION

The ZG18TE is usable on all standard flanges that have been specified to accept the following bolt sizes: M60, M64, M70, 2 1/2", 2 3/4". This includes ANSI, DIN, SPO, ASME, API and BS flanges.

For a detailed range of application please request the Zero-Gap Operator Instruction Manual.

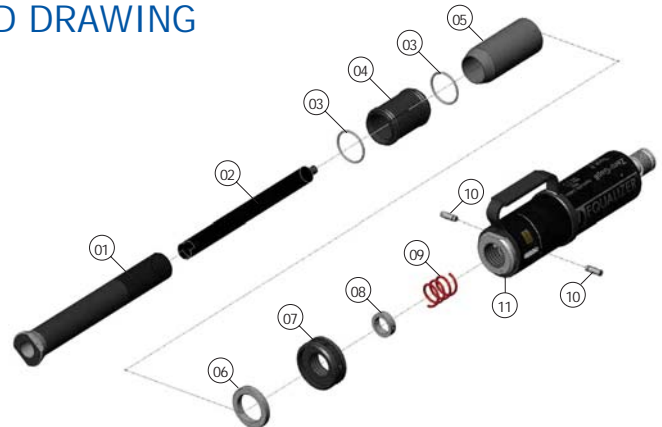
SPREADING PLUG PARTS LIST AND EXPLODED DRAWING

ITEM	PART No.	DESCRIPTION	QUANTITY
01	666001-01	COLLET PLUG	01
02	663101-02	M60 SPRING RING	02
	633501-02	M64 SPRING RING	02
	633701-02	M70 SPRING RING	02
03	663001-01	M60 COLLET	01
	663401-01	M64 COLLET	01
	633601-01	M70 COLLET	01
04	662201-01	DRIVE CONE	01
05	662101-01	NYLON WASHER	01
06	662001-01	DRIVE NUT	01
07	662601-01	SPANNER	01
08	312301-02	SPANNER SLEEVE	01



ACTUATOR PARTS LIST AND EXPLODED DRAWING

ITEM	PART No.	DESCRIPTION	QUANTITY
01	662301-01	COLLET HOLDER	01
02	662401-01	PISTON ROD	01
03	663101-02	M60 SPRING RING	02
	633501-02	M64 SPRING RING	02
	633701-02	M70 SPRING RING	02
04	663001-01	M60 COLLET	01
	663401-01	M64 COLLET	01
	633601-01	M70 COLLET	01
05	662201-01	DRIVE CONE	01
06	662101-01	NYLON WASHER	01
07	662001-01	DRIVE NUT	01
08	661401-01	SPRING COLLAR	01
09	661301-01	SAFETY SPRING	01
10	661101-01	DOWEL PIN	02
11		SEE HYDRAULIC CYLINDER PARTS LIST	01



HYDRAULIC CYLINDER PARTS LIST AND EXPLODED DRAWING

ITEM	PART No.	DESCRIPTION	QUANTITY
01	660801-01	PISTON	01
02	660501-01	PISTON SEAL	01
03	660301-01	PISTON BACKUP RING	01
04	660701-01	PISTON PACKING	01
05	660401-01	CYLINDER BODY	01
06	661601-01	INNER RETURN SPRING	01
07	660901-01	OUTER RETURN SPRING	01
08	661201-01	CYLINDER CAP	01
09	661501-01	CYLINDER HANDLE	01
10	402101-01	M5 CAPHEAD SCREW	02

